

## “AUTUMN COLOURS” MOHAIR BLANKET

**Design:** Lankava Oy, Mia Lehtiniemi

**Finished size:** Appr. 128 x 195 cm

**Weave structure:** Turned broken twill (false damask)

**Warp/meter:** Esito Loop Mohair, tex 455 (70 % MW, 26 % WO, 4 % PA, 240 g = appr. 528 m) 120 g Green (322), 100 g Orange (307), 60 g Terracotta (326), 50 g Marigold (305) and 20 g Dark brown (321).

**Width in reed:** 134 cm

**Reed:** 40/1

**Threads per cm:** 4 (hem: 5)

**Total threads:** 536

### Warp colour order:

104 Green

96 Marigold

32 Dark brown

80 Orange

40 Green

112 Terracotta

72 Dark brown

**Weft/meter:** Esito Loop Mohair (tex 455, 2,200 m/kg), 160 g Brown (321), 100 g Green (322), 100 g Marigold (305), 70 g Copper (326) and 70 g Orange (307). For hem allowances: Esito Worsted Wool, tex 118x2 (100 % WO, 240 g = appr. 1020 m) 10 g Dark brown (8071) or Olive green (8042).

**Threads per cm:** 4 (hem: 5)



**Weaving:** Begin by weaving a seam allowance. The first 2 cm are woven using treadles 1-4 with Esito Worsted Wool, the following 3 cm using treadles 5-8 with Esito Loop Mohair (Dark brown 321). Continue with Esito Loop Mohair and follow the diagram (next page). End by weaving 3 cm using treadles 5-8 with Esito Loop Mohair, then 2 cm using treadles 1-4 with Esito Worsted Wool.

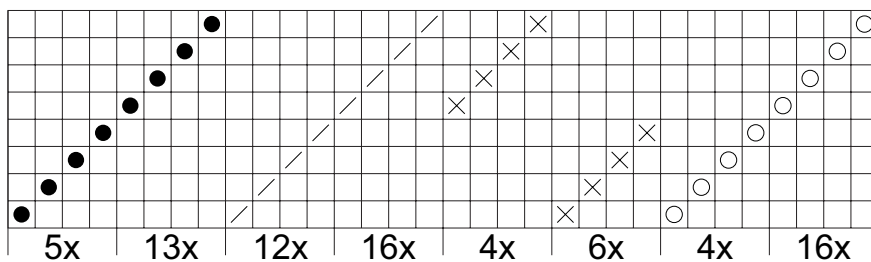

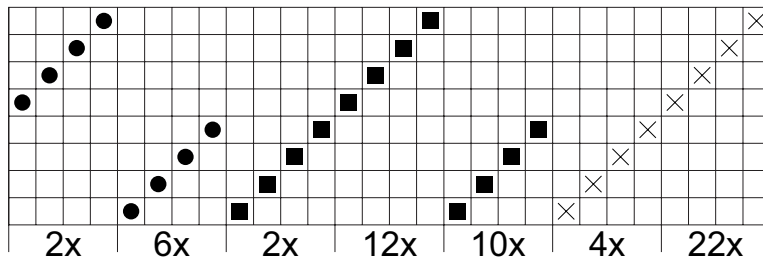
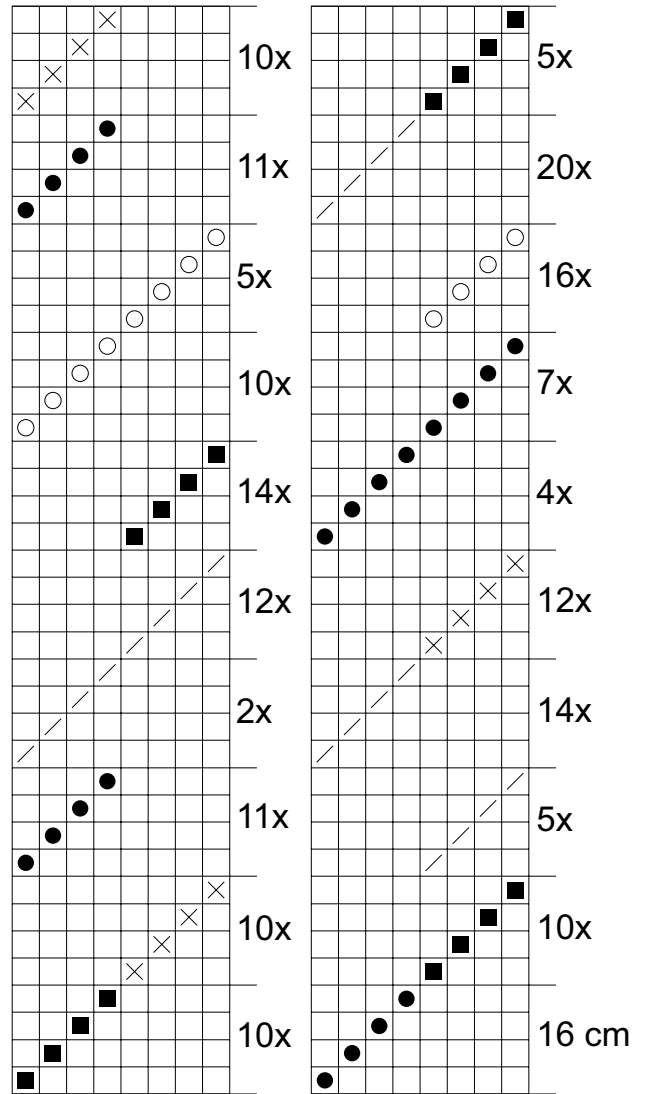
**NB.** If you wish to add fringes to the blanket, leave out the seam allowances.

**Finishing:** Remove the fabric from the loom. Finish ends by sewing hems. Alternatively, you can make twisted fringes. Press the finished blanket gently with a steam iron.

**Hems:** Make overhand knots to each end of the blanket using two wefts. Trim off all weft tails. Turn the hem allowances under twice (2 cm + 3 cm), press and sew the hems by hand using Esito Worsted Wool.

**Twisted fringes:** Make overhand knots to each end of the blanket using six wefts. Open one knot at a time and pick out two groups of three wefts. Twist one group first, and then clamp it between two fingers while you twist the second group. Finally roll them together in the opposite direction from the original twist. Secure the bundle with an overhead twist. Trim off all weft tails. Steam lightly.

- ⊗ = green
- = marigold
- = dark brown
- = orange
- / = terracotta



Any commercial use of this pattern is prohibited.