

VILLAVA MITTENS

Design: Lankava, Päivi Heiman-Harju.

Size: One size.

Finished measurements: Circumference 23 cm, length 27.5 cm, thumb circumference 9 cm, thumb length 7 cm.

Yarn: Lankava Villava Wool Yarn 2-ply (100 % Finnish wool, 100 g = ca. 270 m). 40 g dark grey (4) and 36 g beige (6)

Needles: Double-pointed needles 2.5 mm and 3 mm or size to obtain gauge.

Stockinette Stitch: In the round: knit all rounds.

Garter Stitch: In the round: Rnd 1: Purl. Rnd 2: Knit. Repeat Rnds 1 - 2.

Corrugated Rib Stitch: All rounds: *P1 in dark grey and K1 in beige*.

Colorwork: Work in the round following written instructions and Charts A and B.

Gauge: 22 sts and 22 rnds = 10 cm.

Abbreviations:

Inc = Increase

K = Knit

P = Purl

Rnd(s) = Round(s)

St = Stitch(es)

WS = Wrong side of work




Instructions: Start with the right-hand mitten. Using smaller needles and dark grey yarn, cast on 58 sts = 14+15+14+15 sts. First, work 8 rnds in Garter St. Then, work 15 rnds in Corrugated Rib St. Switch to larger needles and start working the colorwork pattern following Chart A.


Rnd 1: Work 31 sts, inc 1 st for the gusset (= lift the loop between stitches from front to back and knit this loop through the back loop), work 3 sts (= sts 32 – 34 of Chart A), inc 1 st (= lift the loop between stitches from back to front and knit this loop). Work to end of round following the chart. Next, continue working the hand following Chart A and the thumb following Chart B, and at the same time work increasing 1 st on each side of the gusset every 3rd round 5 times more.


Rnd 19: Transfer 15 gusset sts onto waste yarn and replace them by casting on 3 new sts. Continue following Chart A until 6 sts left. Cut yarns, then thread the beige yarn twice through the remaining sts.


Thumb: Transfer 15 sts on hold onto needles, then pick up 11 sts more along the edge of the thumb opening = 26 sts. Distribute the sts onto 4 needles as follows: 7+8+6+5 sts. Work following Chart B until 6 sts left. Cut yarns, then thread the dark grey yarn twice through the remaining sts. Weave in ends on the WS of the work. Work the left mitten otherwise the same but work the thumb opening at the end of the round.



 = Dark grey


 = Beige


 = P1 in dark grey

 = Inc 1 st: lift the loop between stitches from front to back and knit this loop through the back loop

 = Skpo (Slip 1, knit 1, pass slipped stitch over)

  = Knit 2 sts together

 = Placement of thumb in the right-hand mitten

 = Placement of thumb in the left-hand mitten

